



Buckeye Housing Needs Assessment (HNA) and Action Plan Factsheet

What This Project Is About

- This report looks at Buckeye's housing situation to help plan for future growth.
- It incorporates demographic and housing market data to determine housing challenges and opportunities.
- It focuses on the City limits only, not the nearby County areas.



Quick Summary

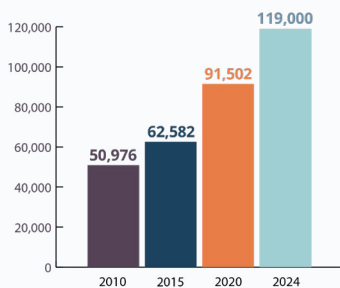
- Buckeye is growing quickly.
- This growth brings new opportunities but also housing challenges.
- The city wants to support housing options for everyone and use this information to make smart decisions.

Key Points About Buckeye

Fast Growth and Changing Population

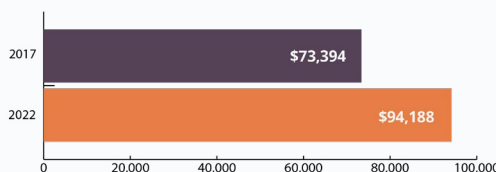
- The City's population has more than doubled since 2010.
- Household incomes have gone up.
- There is a large number of older adults with disabilities, meaning that homes designed with accessibility features will be important.

Population



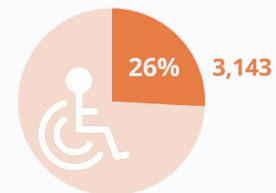
Sources: US Census Bureau

Medium Income



Sources: US Census Bureau ACS 5-Year Estimates

Residents 65 Years and Older With a Disability, 2022



Sources: US Census Bureau ACS 5-Year Estimates

What Housing Looks Like Today

- Most houses were built after 2000 and are in good condition.
- Most homes are larger, with 3 or more bedrooms (over 80%).
- Smaller homes (1-2 bedrooms) are hard to find.

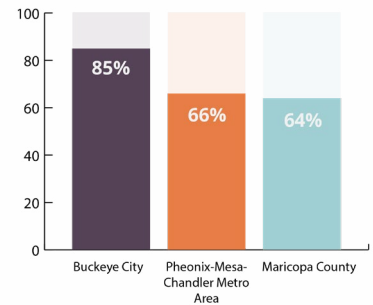




Homeownership and Prices

- A lot of people own their homes (85%), which is higher than in nearby cities.
- House prices have grown quickly, with the median price over \$400,000.
- Monthly housing costs for homeowners are rising and may be tough for some families to afford.

2022 Homeownership Rate (Percent)

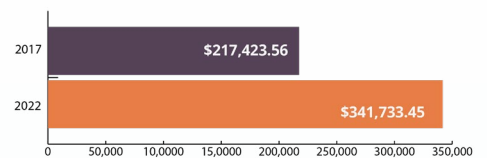


Sources: US Census Bureau ACS 5-Year Estimates

Rental Housing Situation

- Rent prices are increasing, especially for mid-range rental homes.
- There aren't enough very affordable rental homes for those with the lowest income.
- Even though there seem to be enough rental homes overall for mid-to-higher income levels, the sizes and types may not match what people need or want.

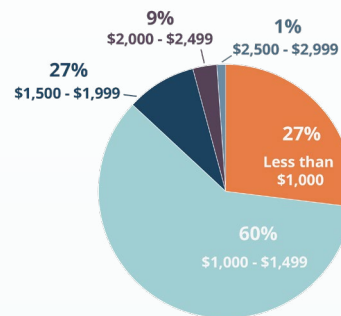
Median Home Price



Sources: US Census Bureau ACS 5-Year Estimates

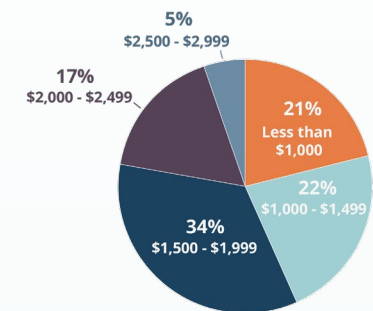


2017 Percent of Rentals By Varying Price Ranges



Sources: US Census Bureau ACS 5-Year Estimates

2022 Percent of Rentals By Varying Price Ranges



Sources: US Census Bureau ACS 5-Year Estimates

What This Means For Buckeye

- There's a need for more variety in home sizes and types, including smaller homes and diverse housing types, like townhomes, backyard cottages, and duplexes.
- Affordable rental housing needs to be built to help people with lower incomes.
- Homes that are easy to live in for older adults and people with disabilities should be part of future plans.
- Balancing both home buying and renting options will help keep Buckeye a place for everyone.

What's Next

- This information will help the City plan better housing policies.
- The City will continue talking with residents and community members to make sure plans fit people's wants and needs.
- Ongoing monitoring will keep track of how housing prices, supply, and needs change over time.